

Perspektywy


Best practice in internationalisation: *case study of a Polish higher education institutions*

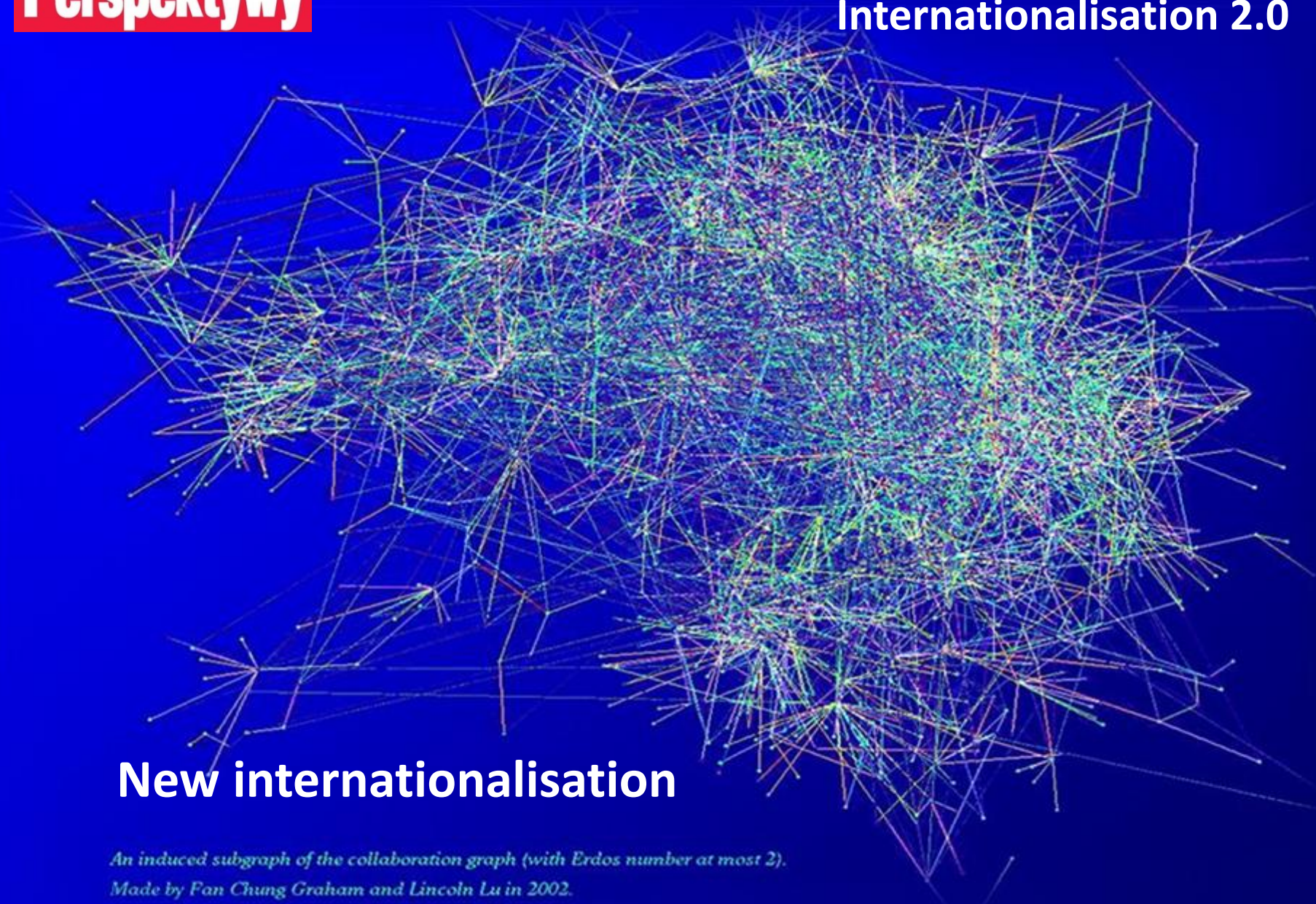
Dr Bianka Siwinska
Executive Director
Perspektywy Education Foundation

BUDAPEST, October 13, 2016



Change on the paradigm





New internationalisation

*An induced subgraph of the collaboration graph (with Erdos number at most 2).
Made by Fan Chung Graham and Lincoln Lu in 2002.*

Definition 2.0

OLD:

"Internationalisation is the process of integrating an international, intercultural, or global dimension into the purpose, functions or delivery of tertiary education." (*Jane Knight*)

NEW:

"Internationalisation is the purpose, functions, and delivery of tertiary education typical for the globalised world."





New skills needed for new world - Internationalisation for XXI century

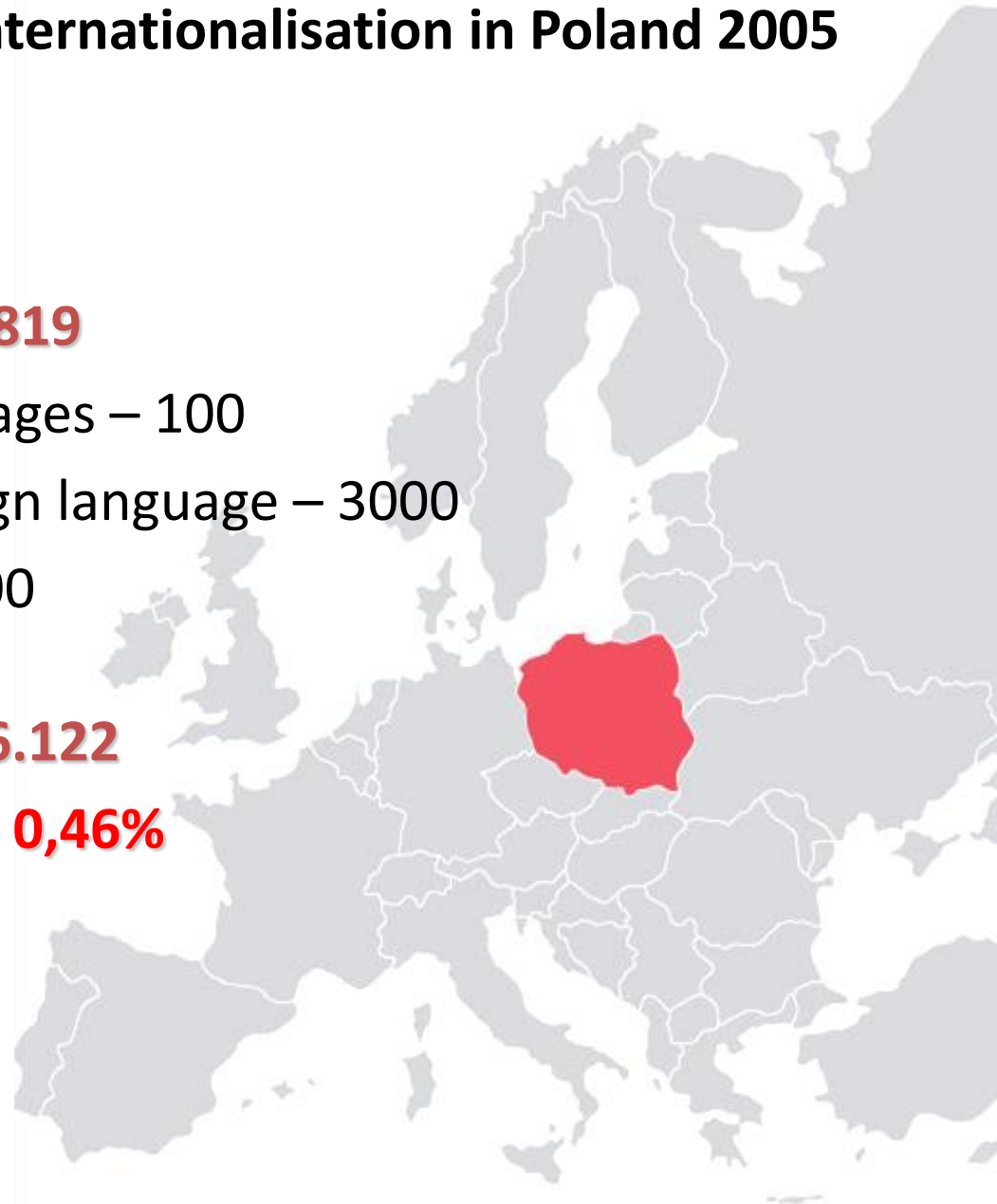
Poland in the EU since 2004



Internationalisation in Poland 2005

- International students – **8819**
- Programs in foreign languages – 100
- Students studying in foreign language – 3000
- Foreign teaching staff – 800

- Students in Poland – **1.926.122**
- Internationalisation ratio - **0,46%**




Specific Polish way of internationalisation

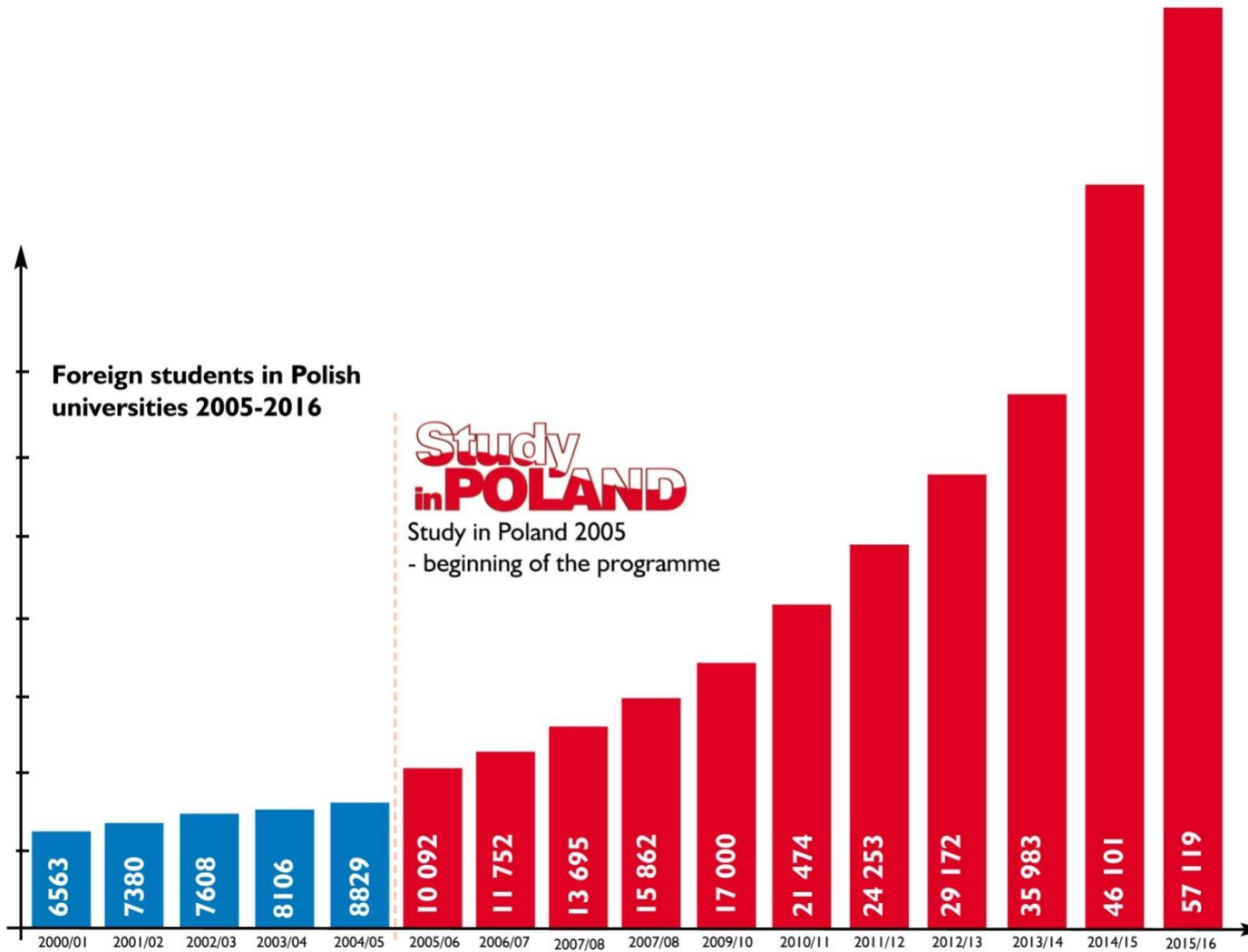


Internationalisation in Poland 2015 (2005)

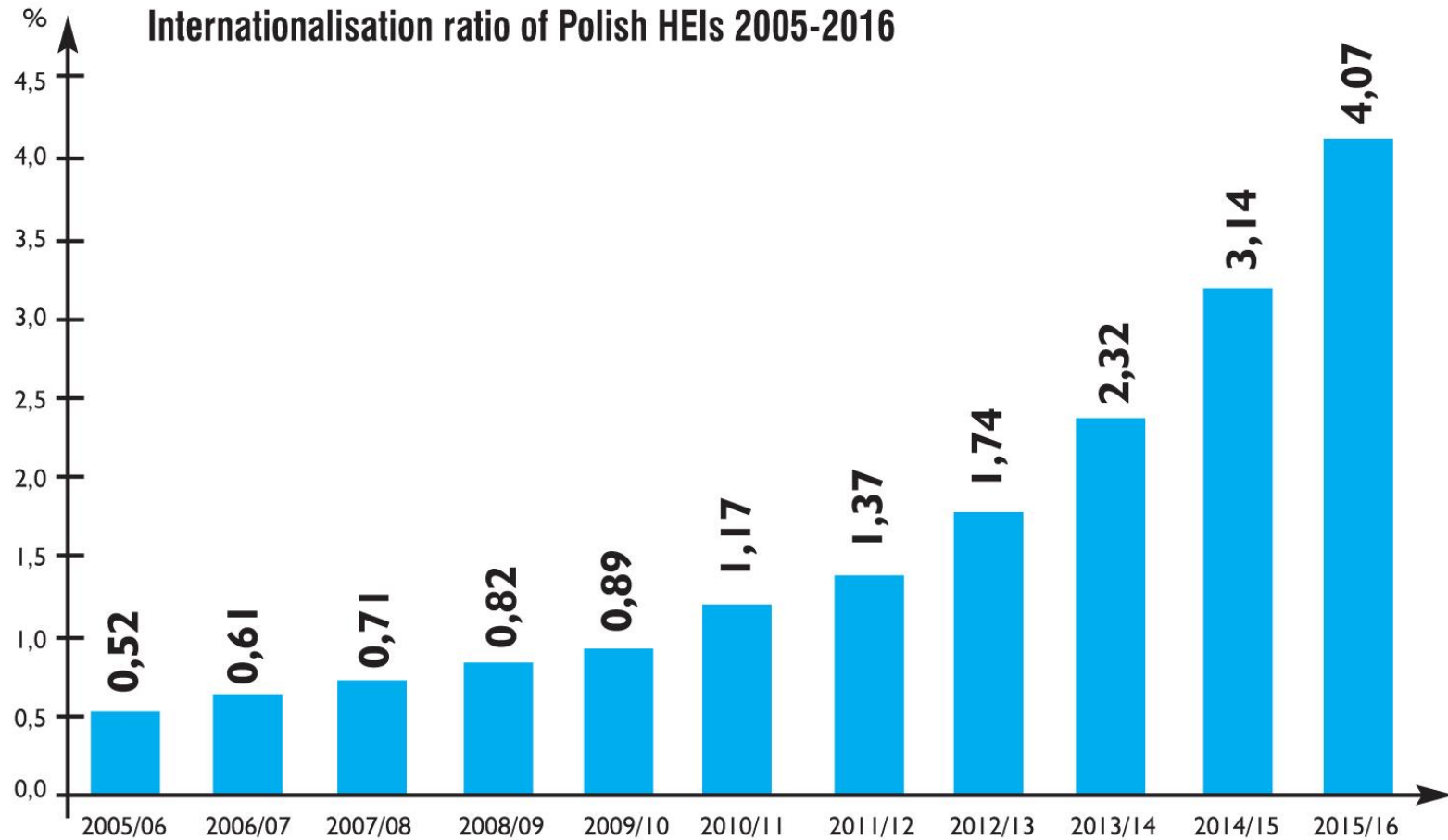
- International students – **57.119** (8819)
- Programmes in foreign languages – **530** (100)
- Students studying in foreign language – **17.500** (3000)
- Foreign teaching staff – **1750** (800)
- Students in Poland – **1.405.133** (1.926.122)
- Internationalisation ratio – **4,1%** (0,46%)



International students in Poland 2000-2016



Internationalisation ratio 2005-2016



Where do they come from?

There are **35.204**
Ukrainians
and **Belorusians** – **62 %** of
all foreigners

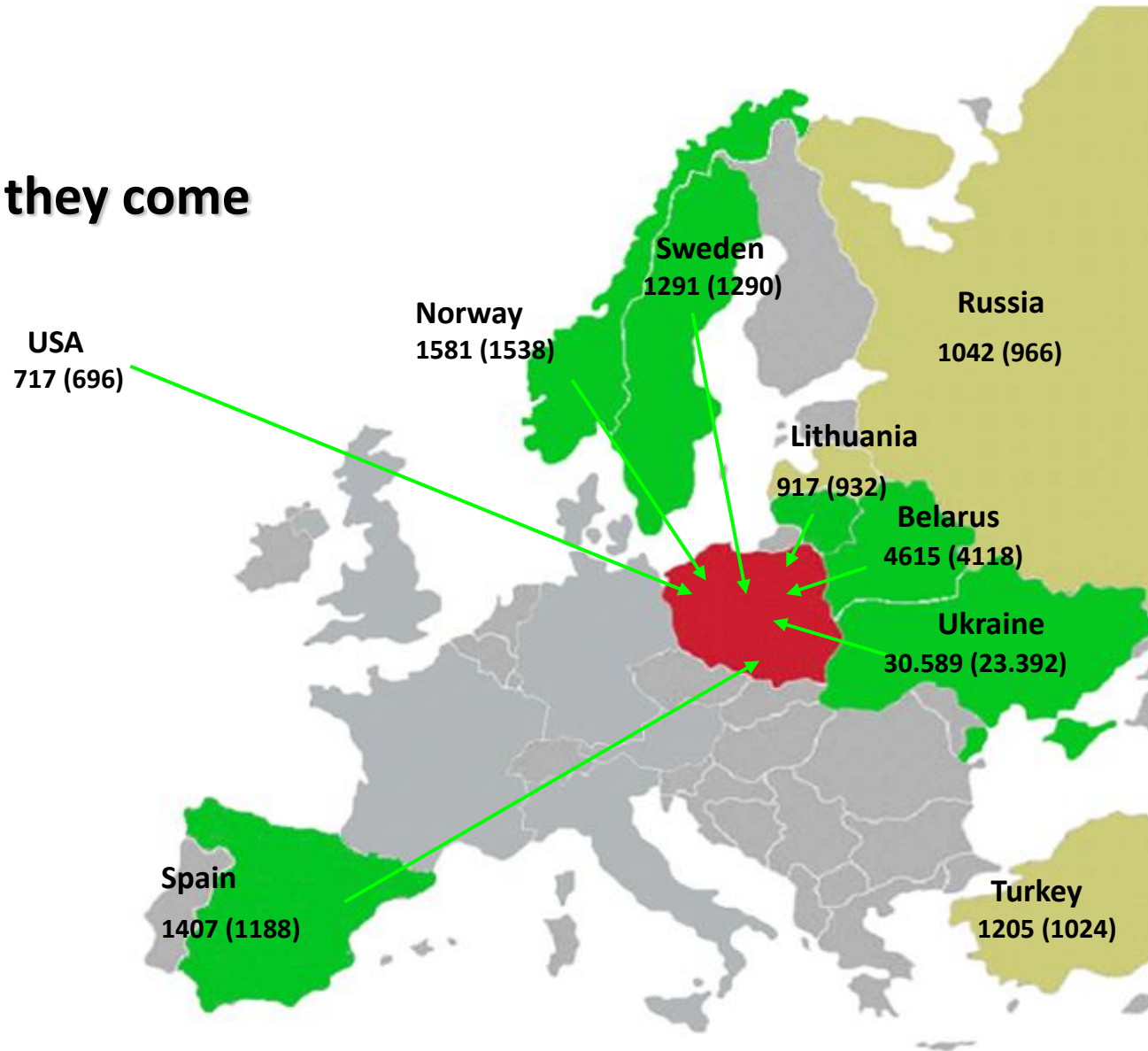
GUS, 2016



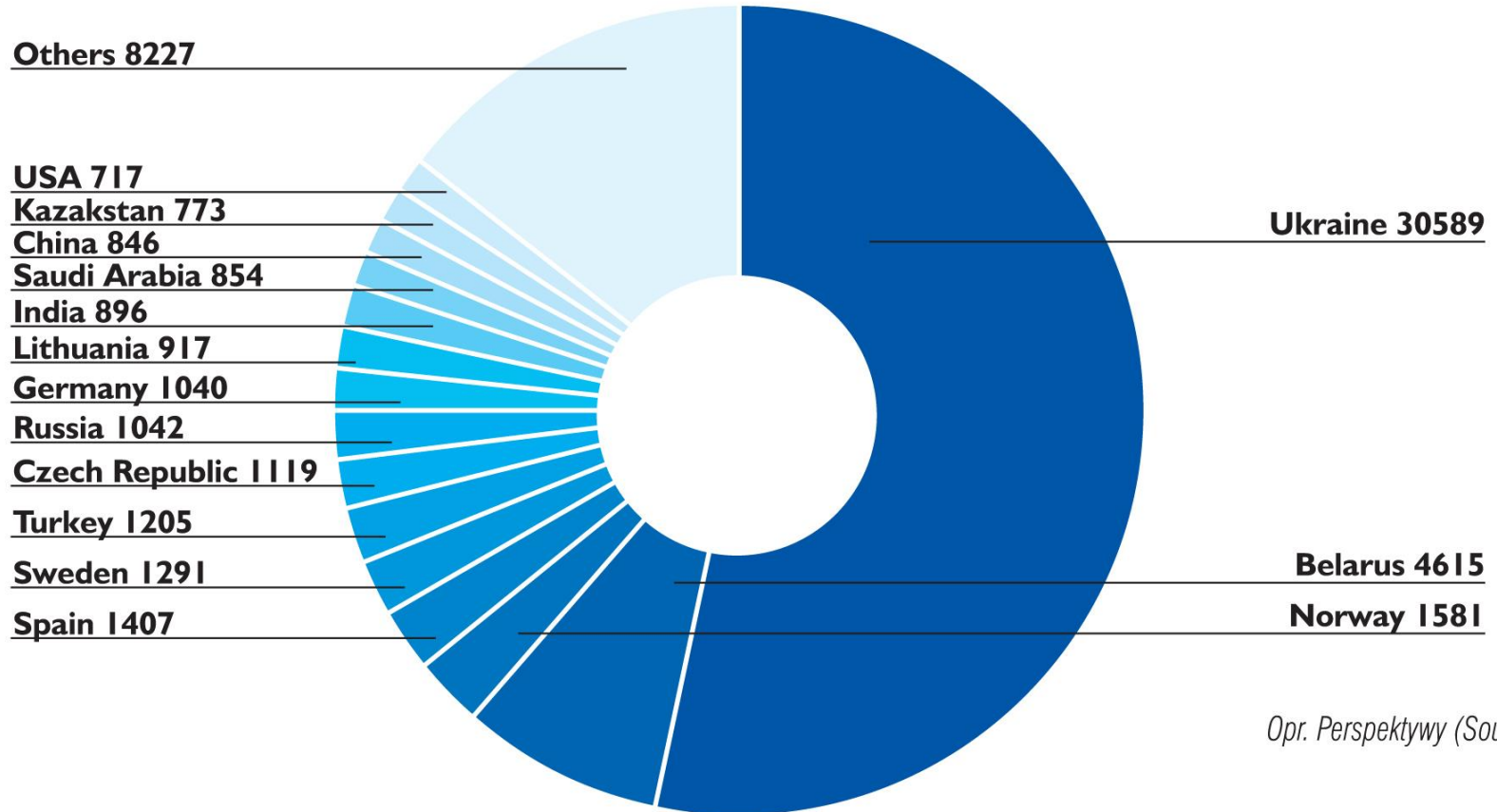
Where do they come from?

There are 57.119 foreign students studying in Poland!

GUS, 2016



The number of foreign students in Poland by country of origin 2015/2016



Opr. Perspektywy (Source GUS)

Hungarian students in Poland

- 76 Hungarians study in Poland, including 35 women
- There are 24 Hungarians studying at universities in Warsaw
- Growth ratio is 1,0



The fastest growing groups of foreign students 2011-2016

The increase in the number of students 2011-2016

	Country of origin	B. Students 2011/12	C. Students 2012/13	D. Students 2013/14	E. Students 2014/15	F. Students 2015/16	D. Growth rate (F:B)
1	Tajikistan	8	23	50	87	151	18,9
2	Thailand	7	7	30	58	95	13,6
3	Egypt	11	16	46	71	85	7,7
4	Cameroon	78	64	57	47	465	6,0
5	Ukraine	6321	9747	15123	23392	30589	4,8
6	Bangladesh	14	24	22	25	66	4,7
7	Uzbekistan	53	72	86	153	242	4,6
8	India	215	217	318	545	896	4,2
9	Azerbaijan	57	90	133	190	237	4,2
10	Georgia	67	87	124	187	241	3,6
11	Holland	25	20	36	47	77	3,1
12	Turkey	411	688	882	1024	1205	2,9
13	Slovakia	106	140	149	191	309	2,9
14	Ireland	53	75	93	121	152	2,9
15	Pakistan	50	55	67	91	128	2,6

Source: GUS

What do foreign students study? The most popular fields of study

The number of students on most popular fields of study

Year	2015/16	2014/15	2013/14	2012/13	2011/12	2010/11	2009/10	2008/09	2007/08	2006/07	2005/06
Management	6999	4786	3505	2999	2514	2054	1401	1207	992	77	21
Medicine	6275	4786	5502	5315	5211	5038	4711	4298	3818	3167	2526
International relations	5030	4443	3246	2284	1469	1369	803	710	738	601	476
Tourism and recreation	4086	3535	2571	1696	1188	939	706	499	417	364	330
Economy	3566	2772	2267	1958	1767	1471	1204	1044	821	745	728
Informatics	3107	2121	1741	1170	847	667	592	481	462	372	321
Filology overall	2715	2272	1835	1379	1210	1121	856	755	696	554	470
Finance and accounting	1591	1211	972	704	487	442	372	442	315	234	180
Logistics	1524	1080	573	177	54	29	16	9	1	0	2
Journalism and communication	1381	1116	686	485	324	240	153	116	85	68	37
Pedagogy	1090	618	647	504	433	427	314	398	365	439	460
Political Science	1025	690	597	572	521	358	360	310	231	212	163
Medicine and dentistry	948	826	742	691	668	631	567	486	390	304	225
Psychology	942	657	549	416	355	354	294	270	262	258	221
Law	863	685	568	539	496	485	320	279	304	257	247
Administration	674	577	507	470	405	391	290	232	220	186	169
Others	15303	12926	9475	7813	6304	5458	4041	4326	3578	3914	3514
TOTAL	57119	46101	35983	29172	24253	21474	17000	15862	13695	11752	10090

Source: GUS

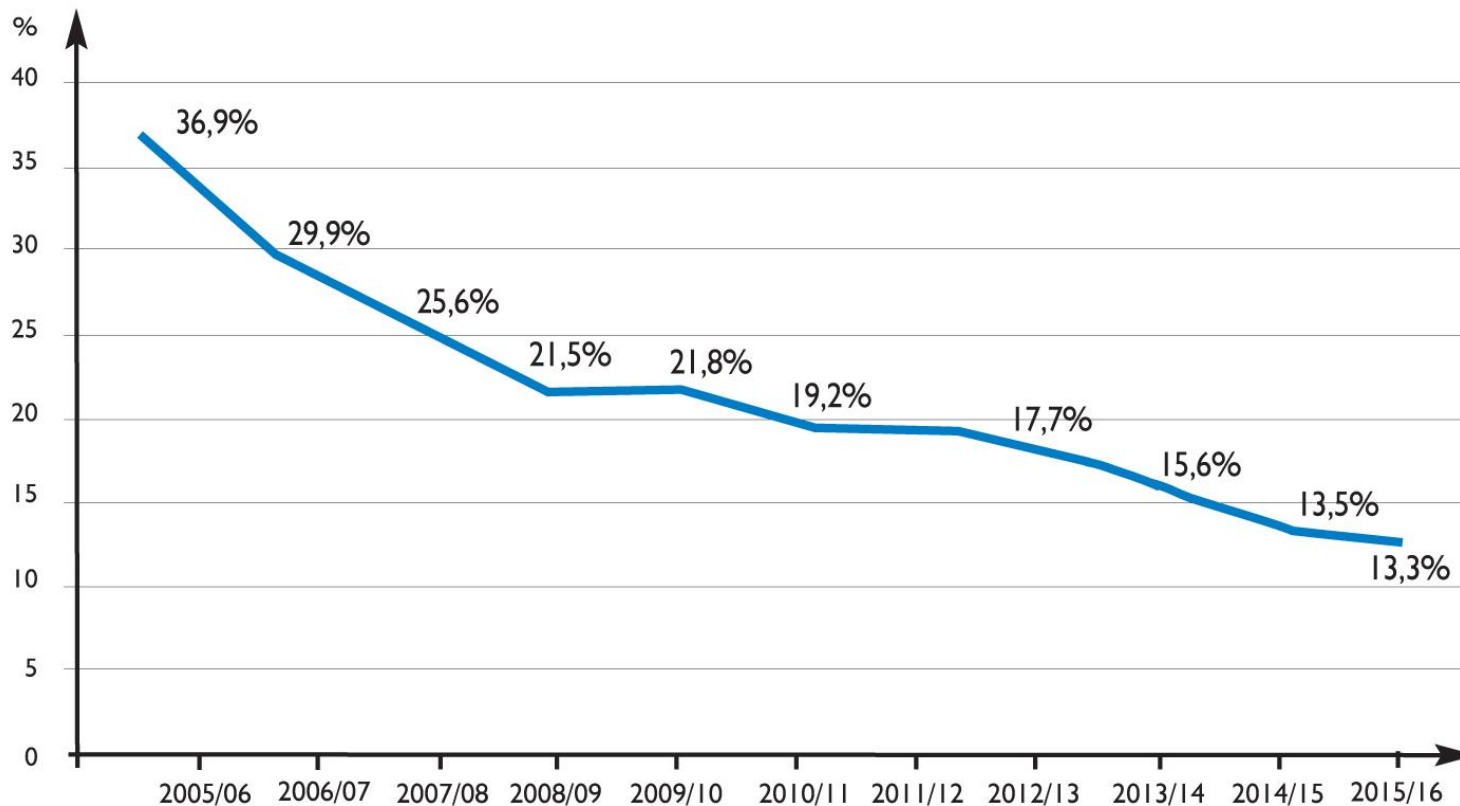
What do particular nationalities study in Poland? - estimation

Fields of study

	SOCIAL	TECHNICAL	HUMANISTIC	MEDICAL	MUSIC
Nationalities with big number of students in Poland or high growth rate	Ukraine	Turkey	Czech Republic	Saudi Arabia	China
	Russia	India		India	South Korea
	Belarus	Spain		Thailand	
	Lithuania	China		Germany	
	Czech Republic	Kazakhstan		Norway	
	Kazachstan	Tajikistan		Sweden	
	Azerbaijan	Azerbaijan		USA	
	Georgia	Uzbekistan			
	Uzbekistan	South Korea			
	South Korea				

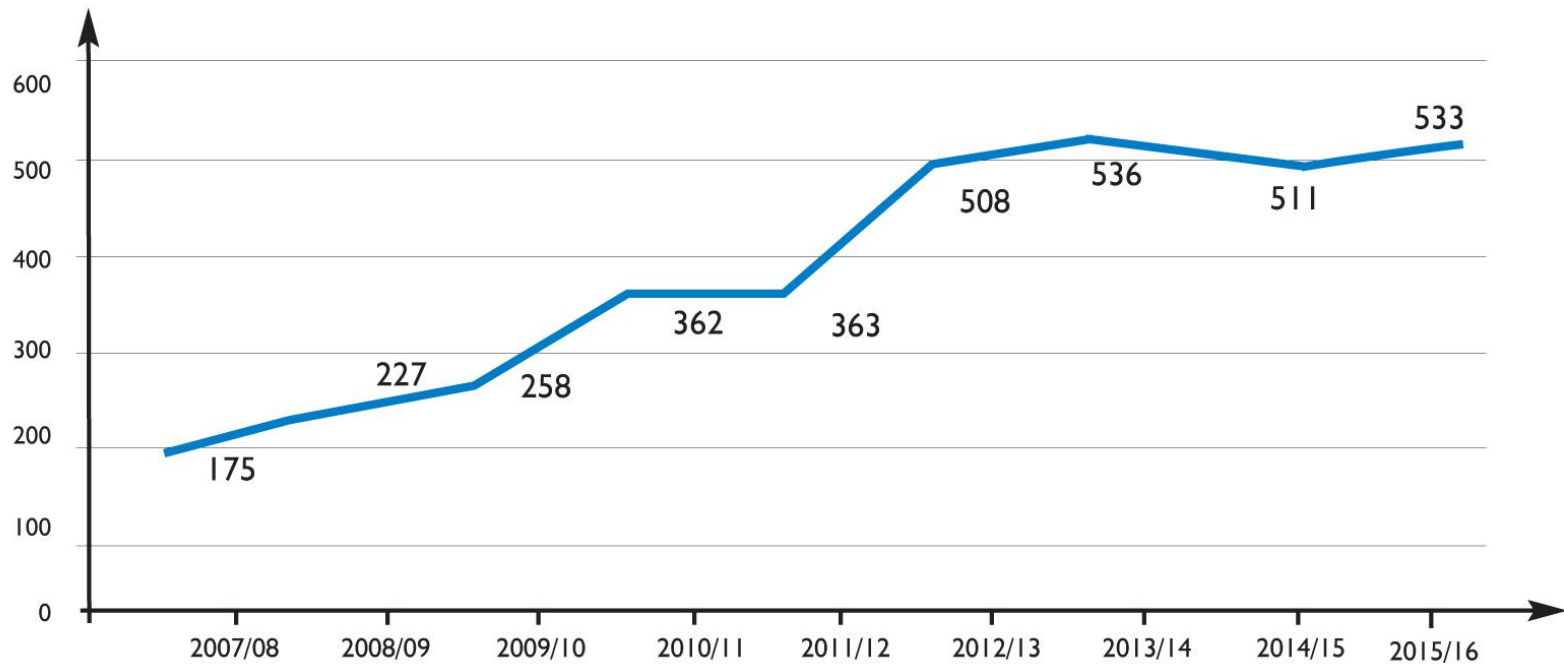
Source: estimation Education Foundation "Perspektywy", GUS

The percentage of students of Polish origin



Source: GUS

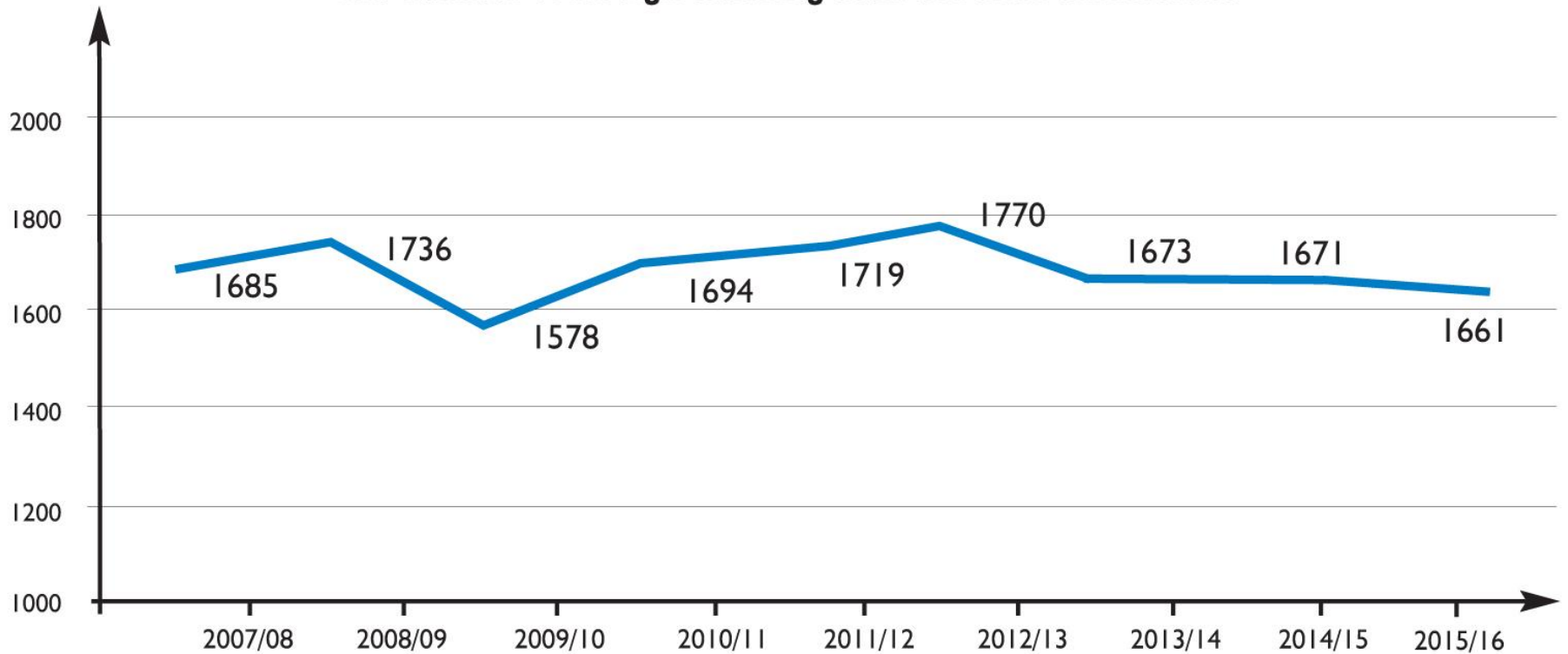
The study programs in foreign languages at Polish HEIs



The chart does not include art schools

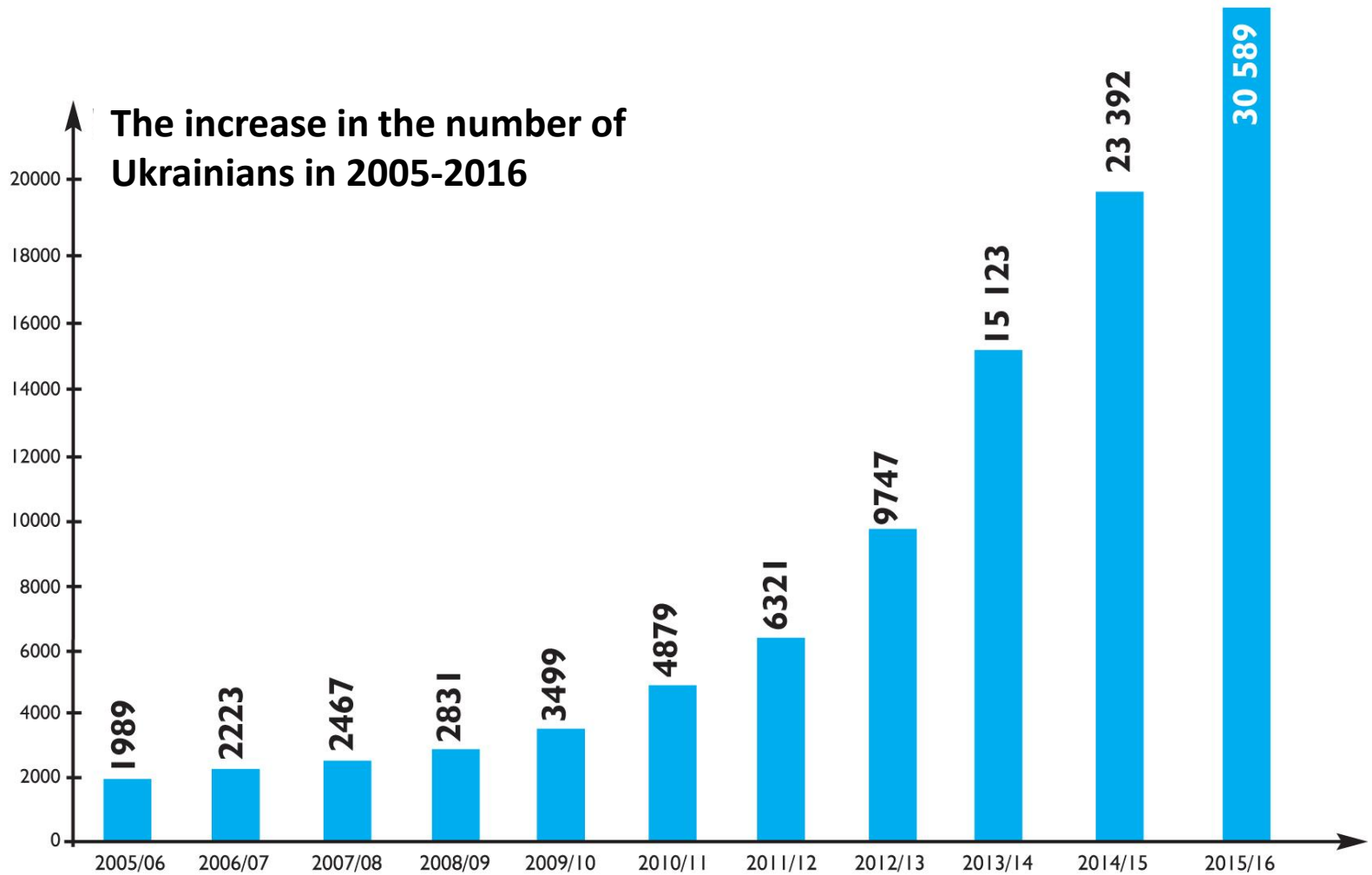
Source: GUS

The number of foreign teaching staff at Polish universities



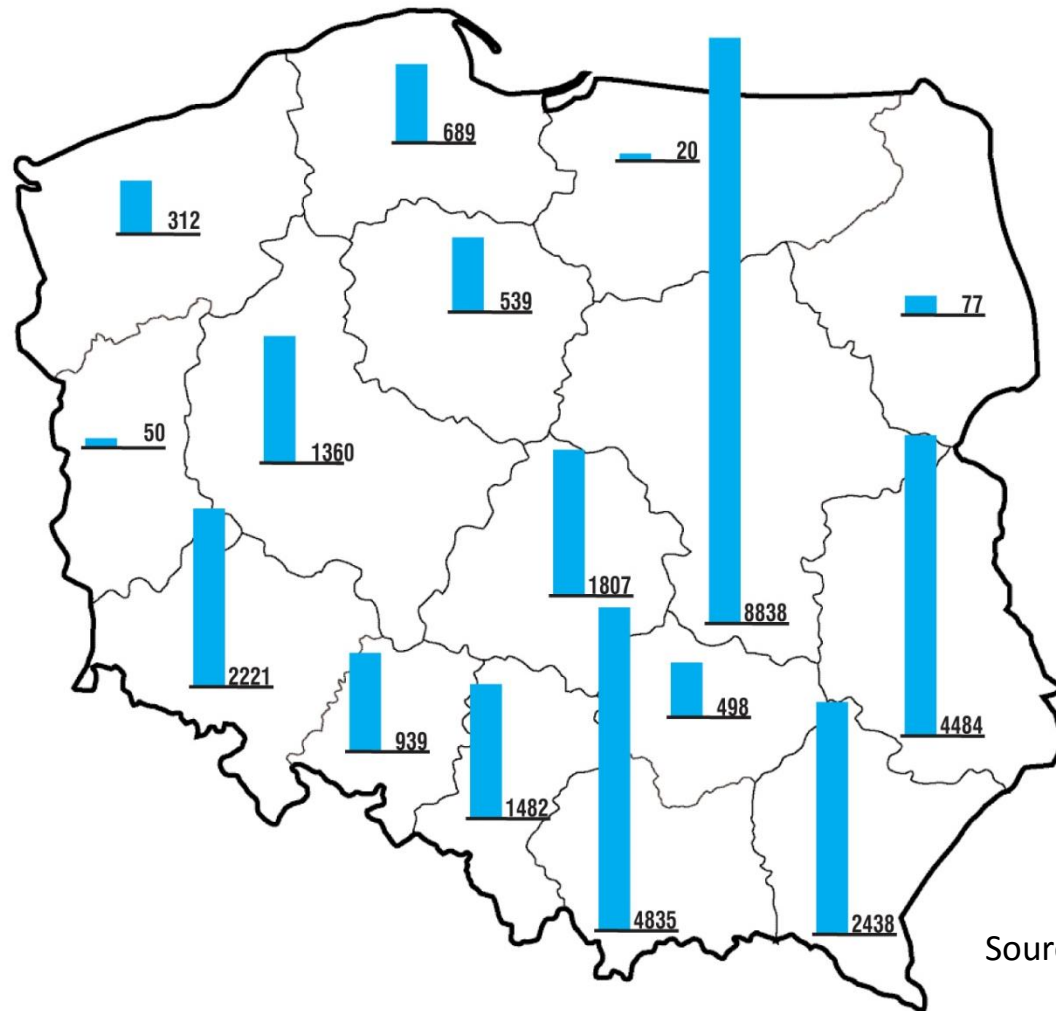
The chart does not include art schools

Source: GUS



Source: GUS

Students from Ukraine in particular voivodships in 2016



Source: GUS

Dark side of „ukrainisation” at Polish universities



FIGHT ON THE EAST
STOP Ukrainizacji Uniwersytetu Opolskiego Community

Timeline About Photos Likes

PEOPLE >
135 likes

ABOUT >

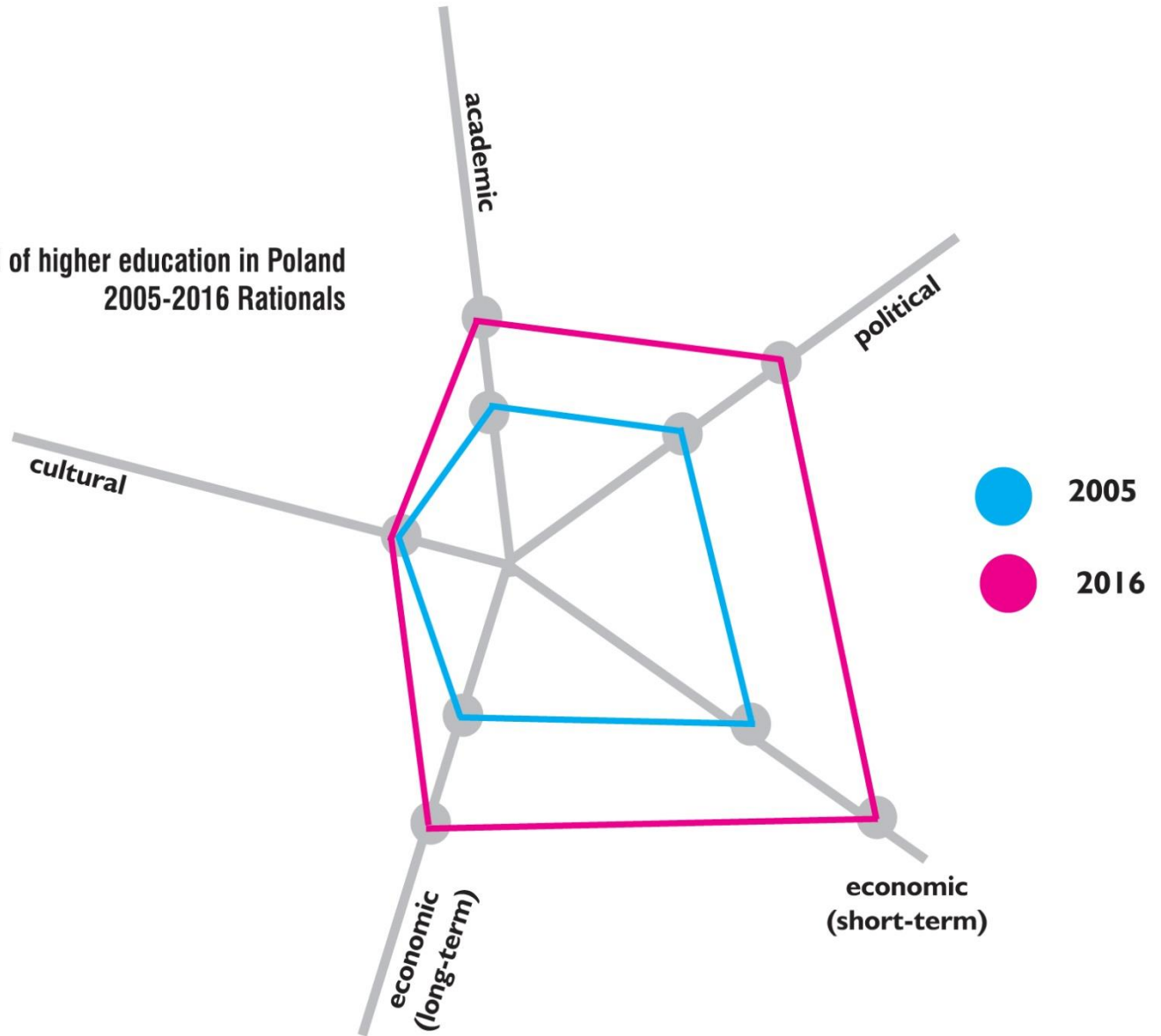
Ukraińców przyjechało do nas tak dużo, że Polaków WYRZUCAJĄ z akademików, żeby zrobić im miejsce. paranoja

STOP Ukrainizacji Uniwersytetu Opolskiego
2 hours ago · Edited

Kilka faktów- Na Uniwersytet Opolski przyjechało około 200% więcej deklarowanych obcokrajowców- głównie Ukraińców. Władze uczelni zobowiązały się zakwaterować ich w domach studenta. Więc muszą kombinować gdzie i jak ich dokooptować- oczywiście kosztem kogoś, a kogo oczywiście szybko się możemy domyśleć.

Internationalisation of HE in Poland - Model of Rationals

Internationalisation model of higher education in Poland
2005-2016 Rationals



BEST practice
– STUDY in POLAND and certification of recruitment agencies in Ukraine

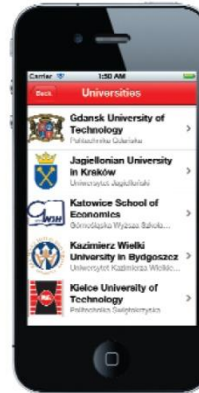


CRASP – Perspektywy strategic partnership



Study
in **POLAND**

„Study in Poland” project



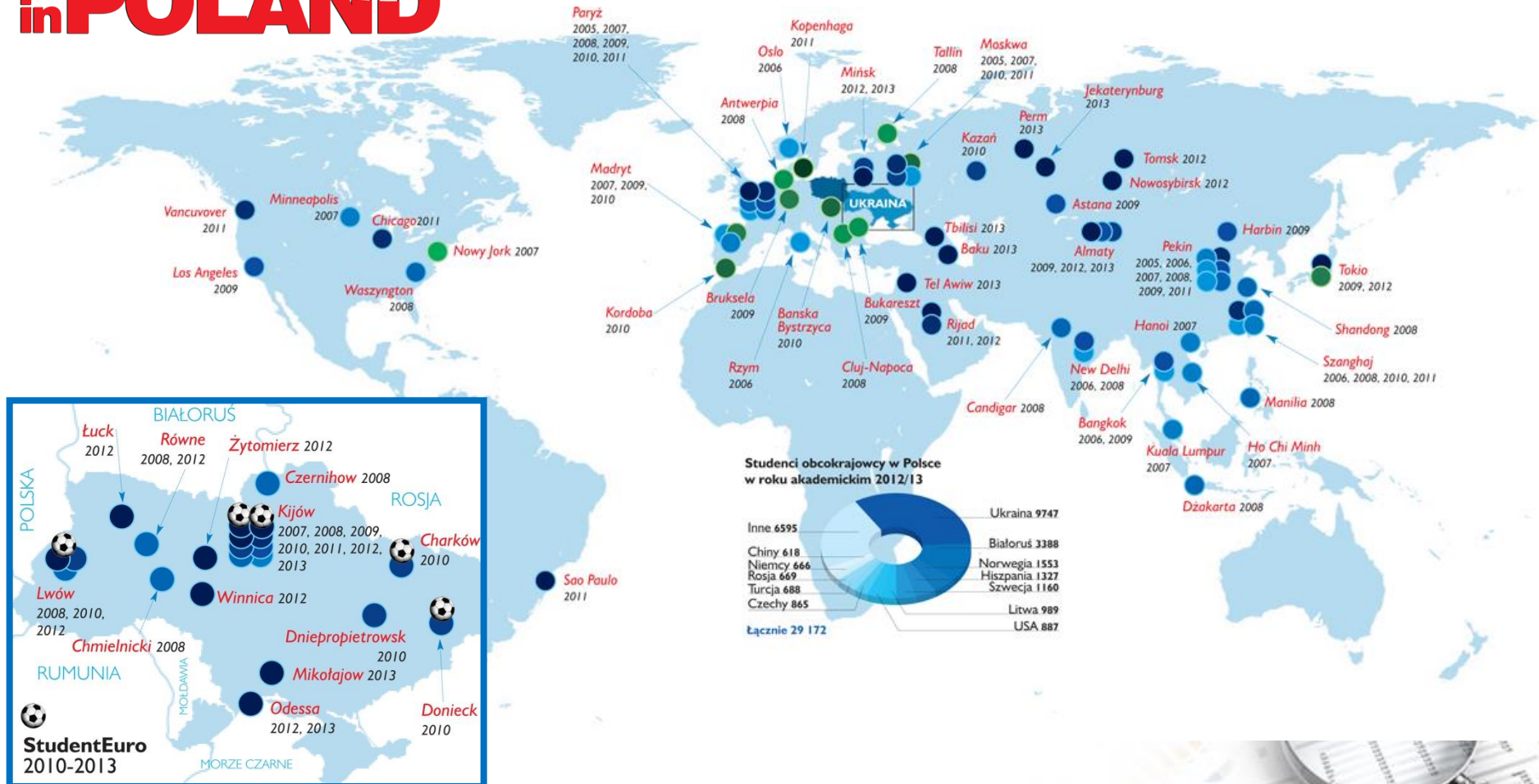
„Study in Poland” project

Study in POLAND



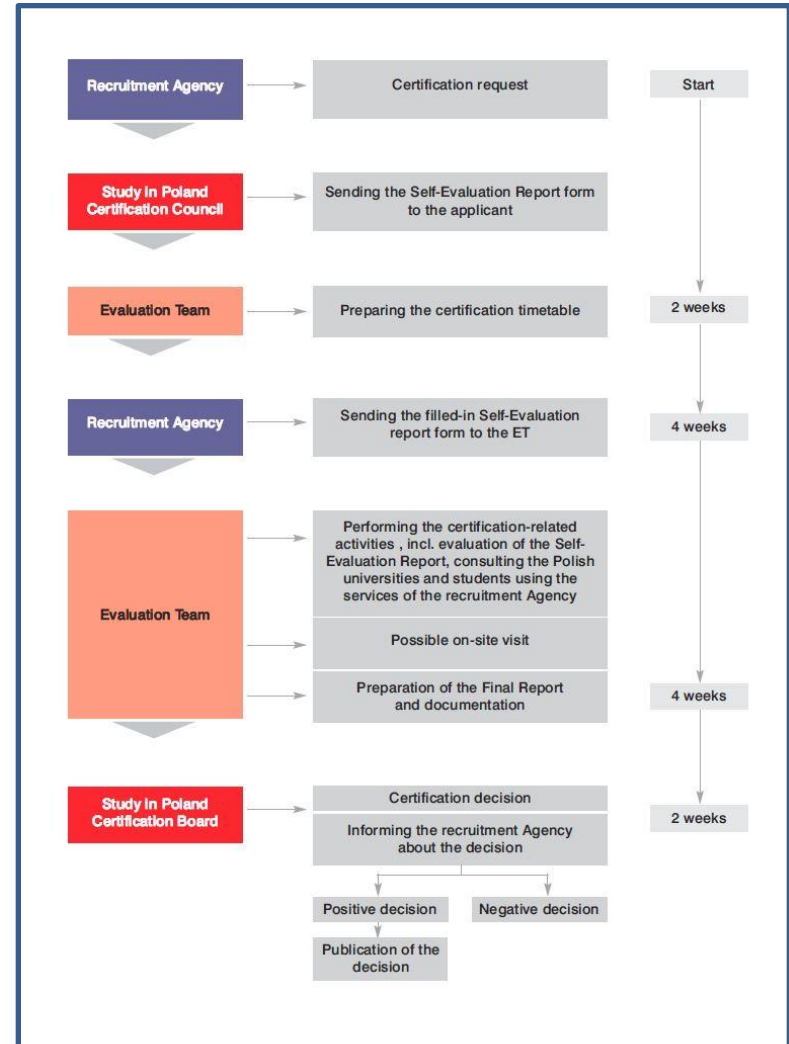
„Study in Poland” project

Study in POLAND



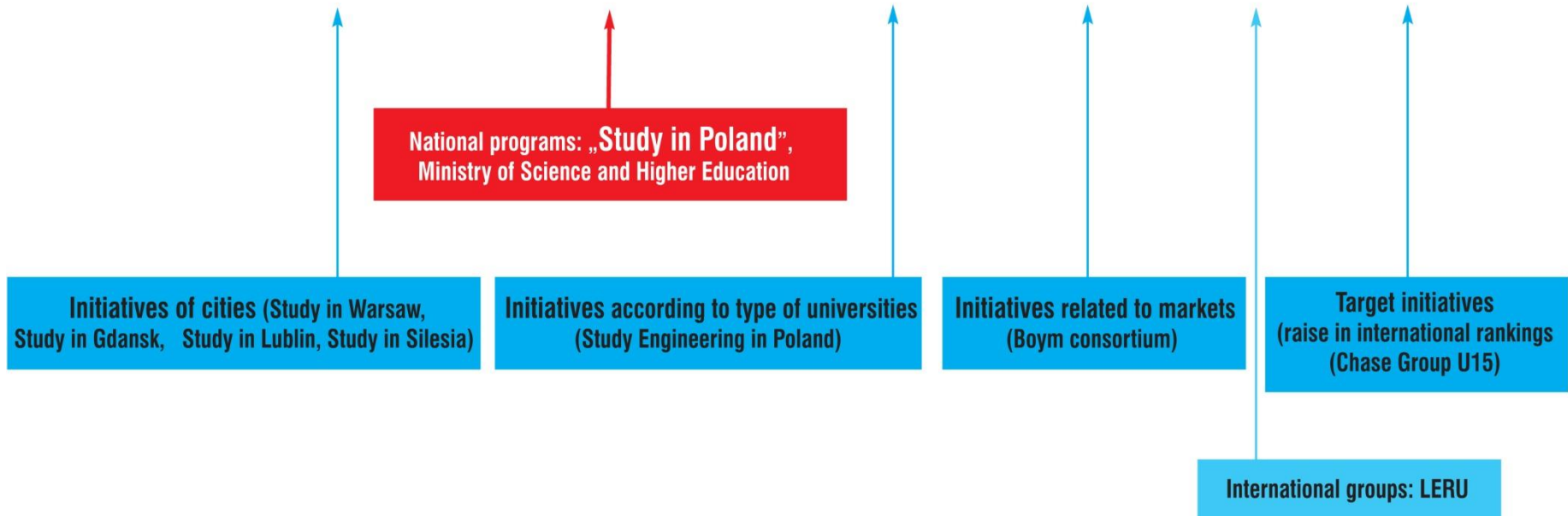


4.12 Plan of the certification process:



Internationalisation in Poland 2016

How do universities cooperate together to support internationalization?



New solutions in public policy



Perspektywy

National Agency of Academic Exchange




Perspektywy

Research universities concept – excellence initiative



New challenge: Security and proper adaptation of international students in Poland



STATISTICS

2010: 135 racial/ethnic incidents

2015: 20 x more (!)

2016: lot of incidents against
students/PhD students/lecturers from
abroad



! IMPORTANT - please read asap

Dear Students,

On 16/04 (Saturday) a march of a nationalist group will take place in Białystok. It is National Radical Camp that declares ideas of racism.

Therefore, we strongly recommend you **not to leave your dormitories** from 11.00 am (Saturday 16/04) till 3.00 am (at night Saturday/Sunday).

In order to avoid any unpleasant incidents please **do not go out to town and do not walk on the campus**. Stay inside the residence halls.

Regards,

INTERNATIONAL RELATIONS OFFICE
BIAŁYSTOK UNIVERSITY OF TECHNOLOGY (BUT)

Gdansk – Immigrant Council at the mayor of the City



BUDAPEST, October 13, 2016

.....and Gdansk model of immigrant integration.

How many foreign students does Poland need?

GOAL for 2020



The goal:

120.000 foreign students in 2020

Assumptions:

min. 1.250.000 students in Poland

min. 8% internationalisation ratio

(European average)

You can't measure, you can't manage

Perspektywy

Thank You!

Bianka Siwinska

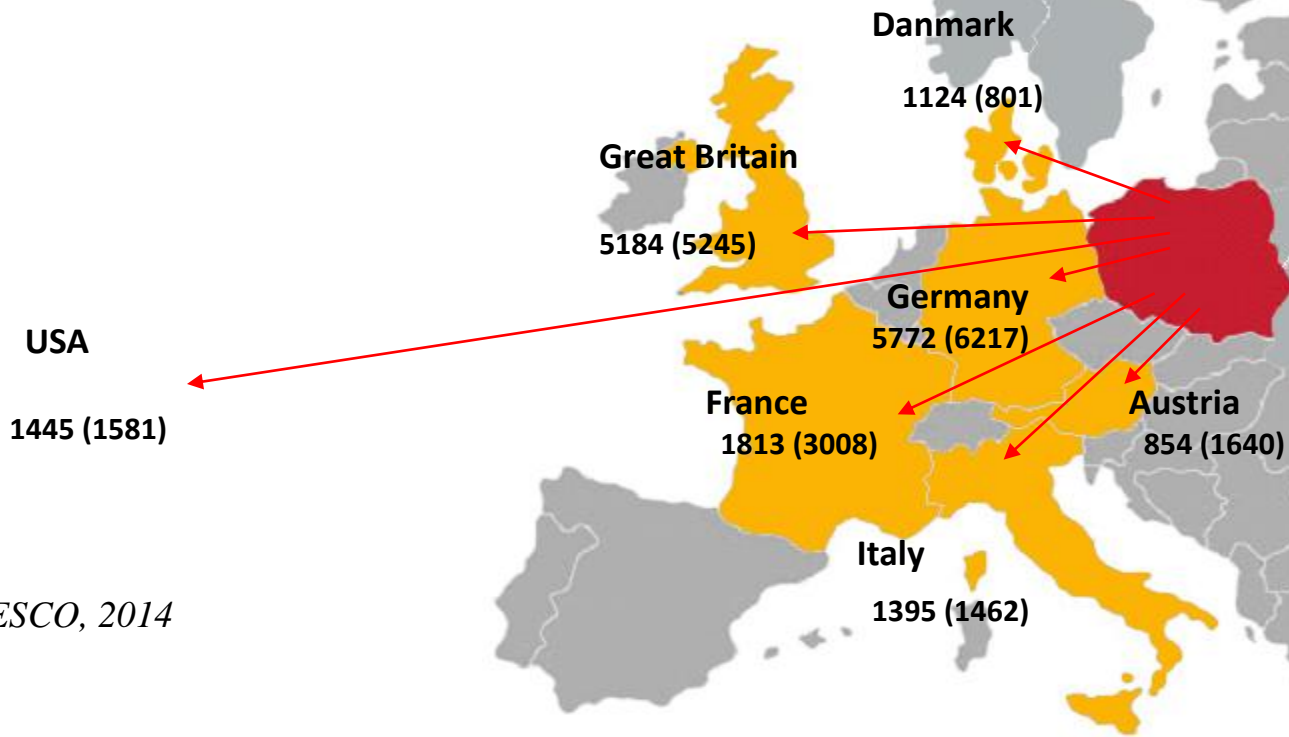
Perspektywy Education Foundation

b.siwinska@perspektywy.pl



Poles study abroad

Approx. 27 000 Poles study abroad

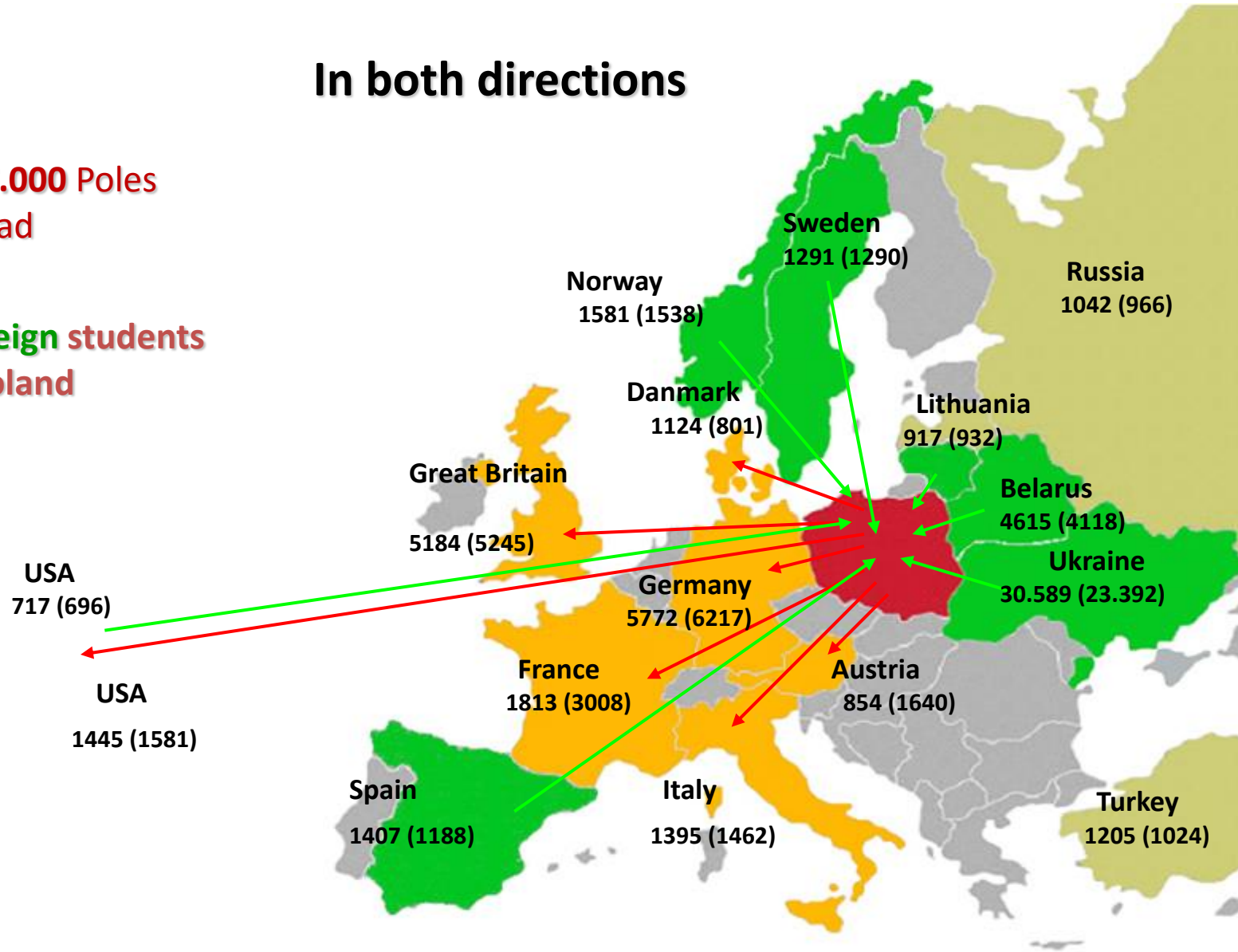


UNESCO, 2014

In both directions

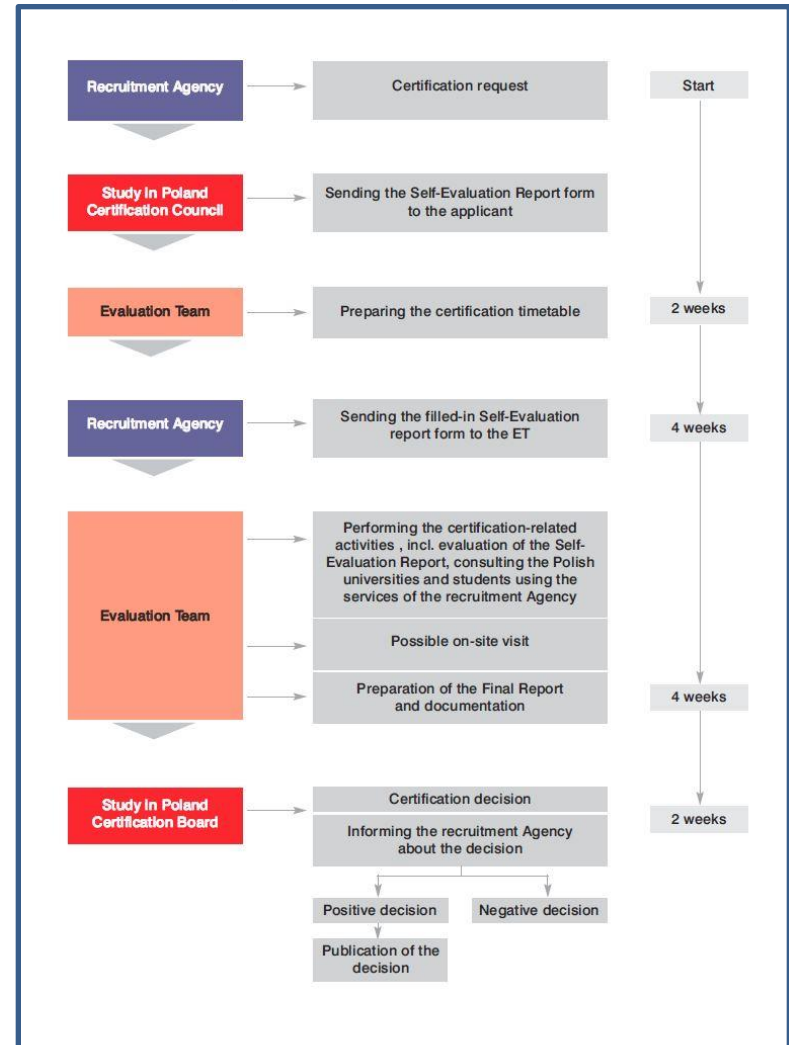
approx. **27.000** Poles study abroad

57.119 foreign students study in Poland





4.12 Plan of the certification process:



Certification of recruitment agencies PILOT Ukraine 2012-14





This is to certify that

SLAVIC LANGUAGES CENTER

in Kiev

successfully passed the assessment procedure implemented by the Polish universities participating in the "Study in Poland" programme and the "Perspektywy" Education Foundation and was awarded:

Quality Recruitment Certificate

valid till 31st December, 2015

Dr. Tomasz Adamczak
Head
Certification Working Group

Prof. Krzysztof Małk
Chairman
Certification Assessment Team

Waldemar Siwiński
President
"Perspektywy" Education Foundation

Warsaw - Kiev, 12th April, 2015



This is to certify that

CENTRE FOR INTERNATIONAL COOPERATION „TAIRA”

in Lviv

successfully passed the assessment procedure implemented by the Polish universities participating in the "Study in Poland" programme and the "Perspektywy" Education Foundation and was awarded:

Quality Recruitment Certificate

valid till 31st December, 2015

Dr. Tomasz Adamczak
Head
Certification Working Group

Prof. Krzysztof Małk
Chairman
Certification Assessment Team

Waldemar Siwiński
President
"Perspektywy" Education Foundation

Warsaw - Kiev, 12th April, 2015



This is to certify that

ASSOCIATION OF EDUCATIONAL CONSULTANTS

in Rîmne

successfully passed the assessment procedure implemented by the Polish universities participating in the "Study in Poland" programme and the "Perspektywy" Education Foundation and was awarded:

Quality Recruitment Certificate

valid till 31st December, 2015

Dr. Tomasz Adamczak
Head
Certification Working Group

Prof. Krzysztof Małk
Chairman
Certification Assessment Team

Waldemar Siwiński
President
"Perspektywy" Education Foundation

Warsaw - Kiev, 12th April, 2015



